

Renewable Energy Postgraduate Symposium 2015

ASSESSING THE ECONOMIC VIABILITY OF
CONCENTRATED SOLAR POWER WITH THE
NATIONAL ENERGY REGULATOR OF SOUTH
AFRICA (NERSA) RENEWABLE ENERGY FEED-IN
TARIFF (REFIT) SCHEME

C. Chukwuka; K. A. Folly

Intelligent Power and Energy Systems (IPES)
Group



UNIVERSITY OF CAPE TOWN
IYUNIVESITHI YASEKAPA • UNIVERSITEIT VAN KAAPSTAD

CONTENTS

- ◉ Introduction
- ◉ CSP Overview
- ◉ NERSA REFIT
- ◉ Systems Advisor Model (SAM)
- ◉ Simulation
- ◉ Analysis of the Simulation Results
- ◉ Conclusion
- ◉ Further work

INTRODUCTION

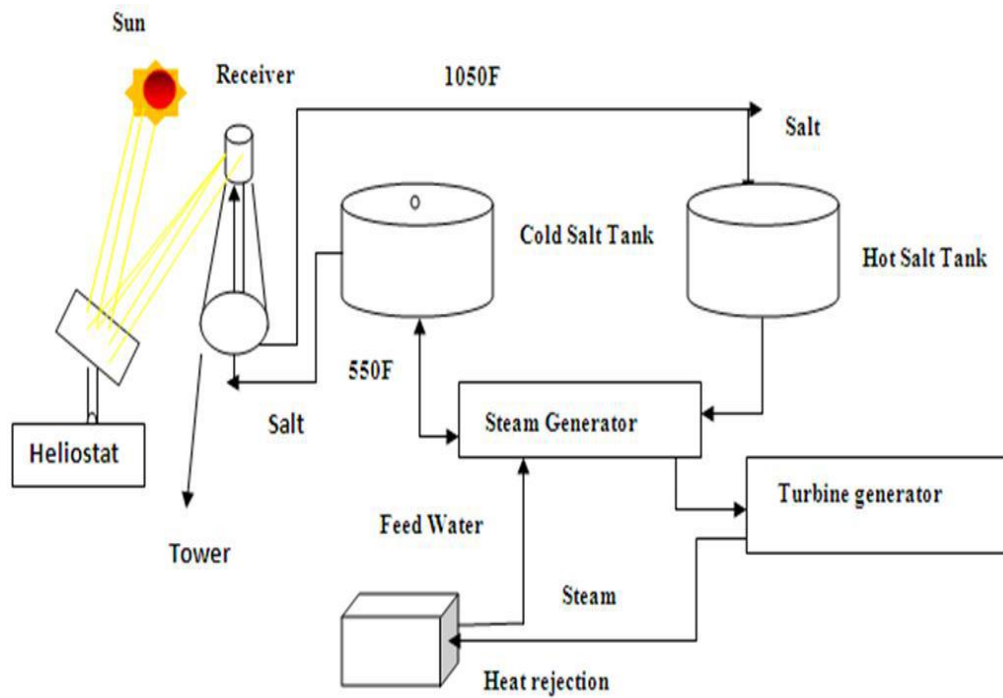


Fig 1: Concentrated Solar power

INTRODUCTION (2)

- The concentrated solar power (CSP) plant produces electricity by focusing the solar flux onto a central receiver. The heat produced is used to drive a steam turbine.
- A typical CSP plant is normally made up of the solar collector, solar receiver, thermal energy storage unit, and the turbine/generator blocks. There are numerous ways these units can be assembled however in order to obtain the optimal set of configuration that would deliver cost effective electricity, a computer simulation method is needed.
- In this work, we carried out an overall system simulation of a molten salt power tower CSP using Systems Advisor Model (SAM)

NERSA REFIT

- The National Energy Regulator of South Africa (NERSA) in March 2009 introduced the Renewable Energy Feed-in Tariff (REFIT)
- REFIT scheme includes technologies such as wind, small hydro, landfill gas, PV, solid biomass, biogas and CSP with and without 6hr storage
- In November 2011, the total renewable energy allocation was increased from 1250MW to 3750MW and the tariffs were revised and reduced between 7.3 to 41.5%

SYSTEMS ADVISOR MODEL (SAM)

- ◉ Is a product of the National Renewable Energy Laboratory (NREL) and Sandia National Laboratories first released in 2005.
- ◉ Used for technical and financial analysis of renewable energy projects
- ◉ SAM accepts inputs such as climate, financials and type of technology and produces outputs such as desired power, cash flow and levelized cost of electricity .

ANALYSIS PERIOD

- ◉ The analysis period is the number of years covered by the analysis. This is typically equivalent investment life of the project
- ◉ It is the term of the Power Purchase Agreement (PPA) which in this case is 20 years [NERSA pp13, 2011].

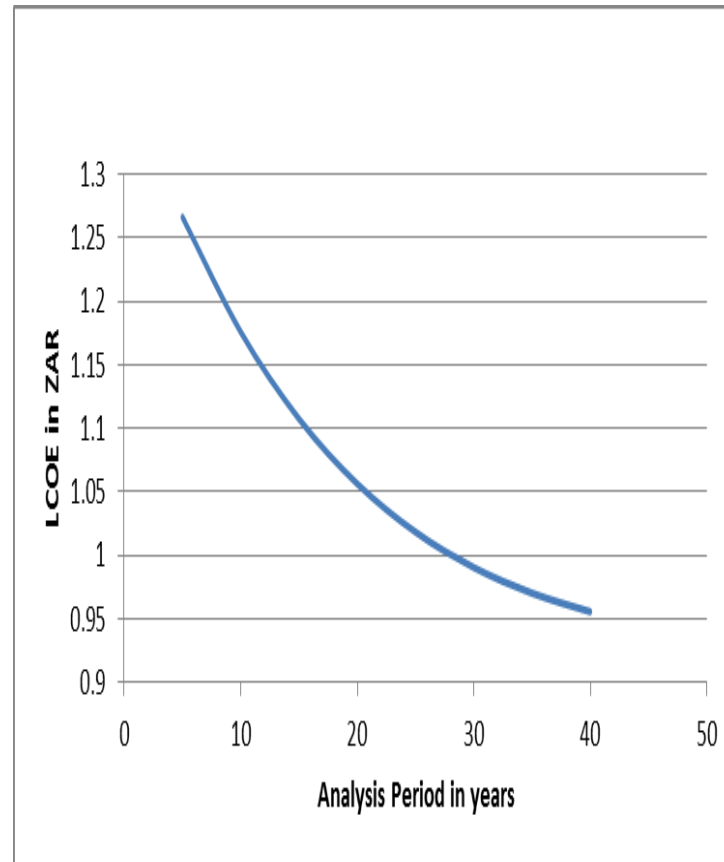


Fig 2: Analysis Period/LCOE

SOLAR MULTIPLE

- ◉ Solar Multiple (SM) is the ratio of the receiver's design thermal output to the power block's design thermal input.
- ◉ For systems with no storage, the solar multiple is equal to one.
- ◉ NERSA specifies capacity factor of 40% which corresponds to the solar multiple of 3.2 and thermal storage (TES) of 6 hours as shown in figure 3.
- ◉ The capacity factor of a plant is the ratio of the actual amount of energy produced over the maximum energy that it can produce if the plant was to operate at full load hourly round the year (i.e. 8760hrs).

SOLAR MULTIPLE/TES

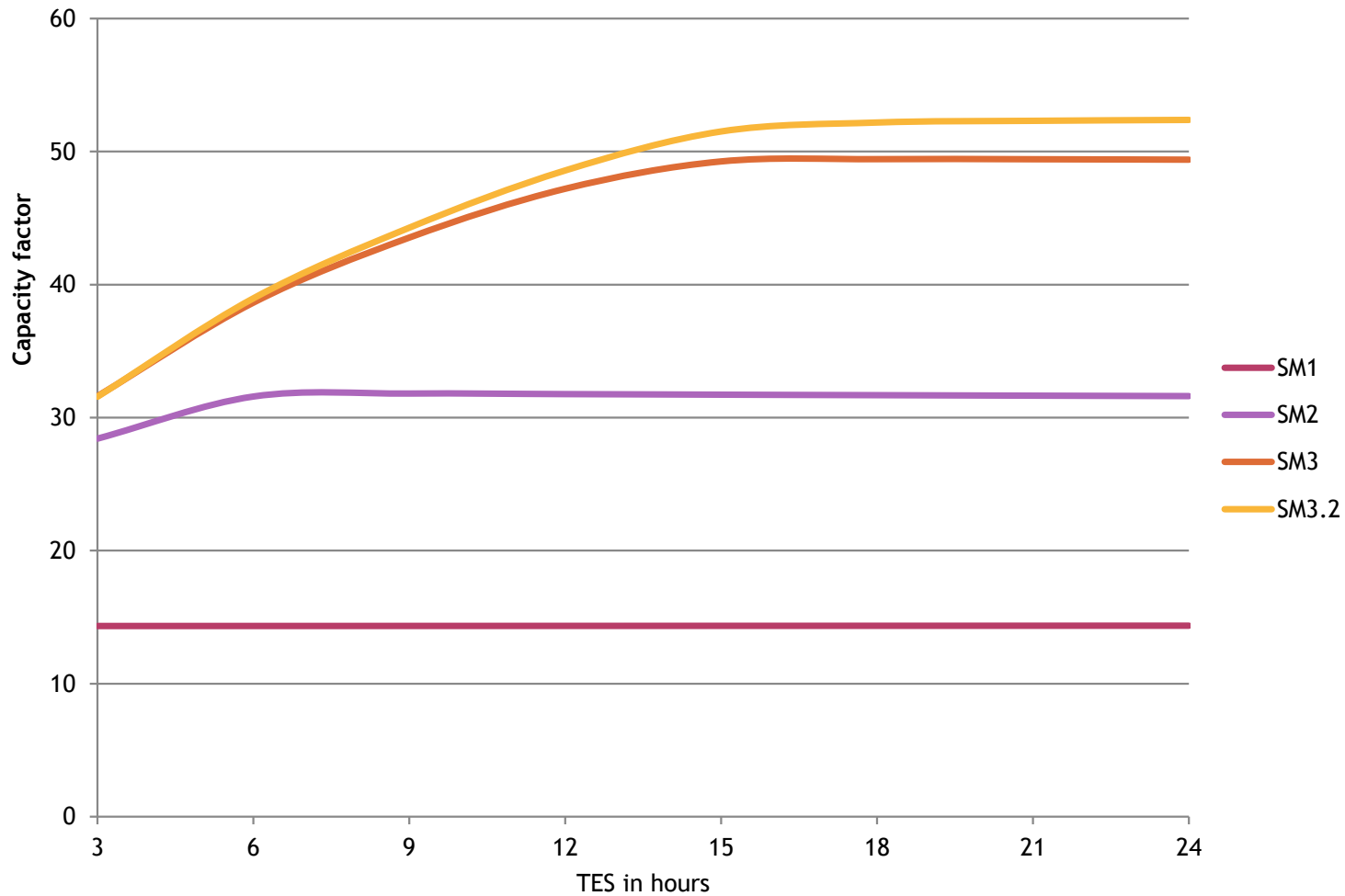
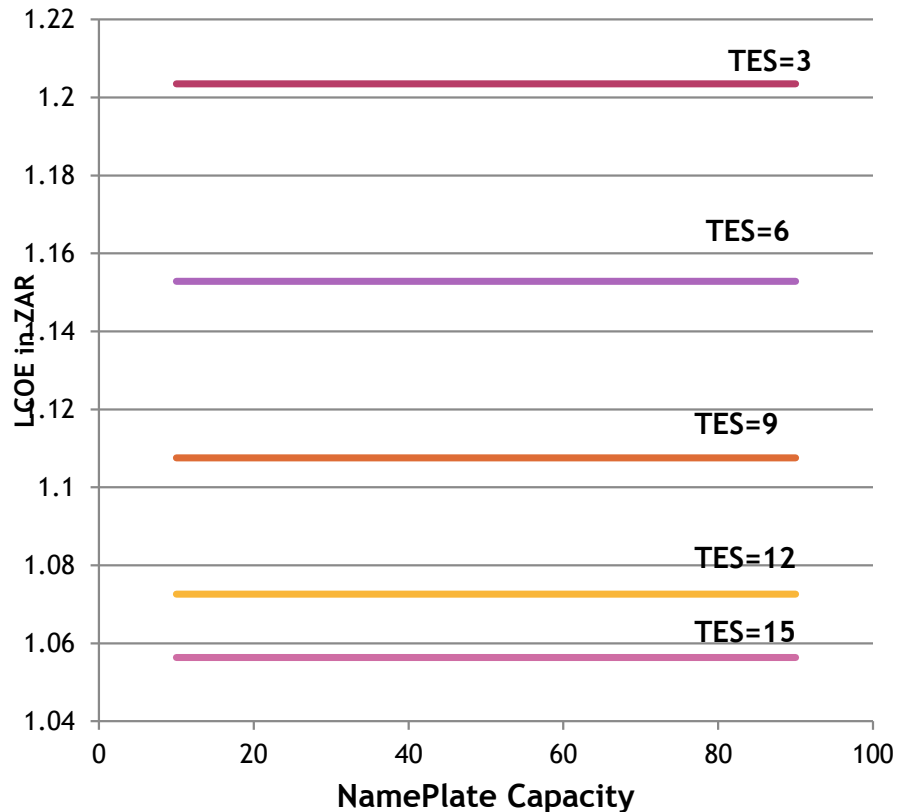


Figure 3: Solar multiple/TES

SENSITIVITY OF LCOE TO NAME PLATE CAPACITY



For plant sizes up to 100MW LCOE shows no significant changes at different TES levels

Figure 4: LCOE/Nameplate Capacity

POWER PURCHASE AGREEMENT(PPA) ESCALATION

The REFIT or PPA escalation is given by the formula

Table 1: NERSA Adjustments

| CSPCPI adjustments | 2011 R/kWh | 2012 R/kWh | 2013 R/kWh |
|--------------------|------------|------------|------------|
| CAPEX | 1.24 | 1.24 | 1.24 |
| FOM R/kWh | 0.15 | 0.16 | 0.17 |
| Fuel R/kWh | 0.0027 | 0.0029 | 0.0030 |
| VOM | 0.00 | 0.00 | 0.00 |
| Total | 1.39 | 1.40 | 1.41 |

$$REFIT_{j+1} = Capex_{2011} + (FOM_j + VOM_j + FUEL_j)X \left(1 + RSA_{CPI_j}/100\right)$$

Where:

j = calendar year \geq 2011

$REFIT_j$ = PPA tariff in year j

$CAPEX_{2011}$ = capital expenditure, Capex, R/kWh

FOM = Fixed Operation and Maintenance in year j, R/kWh

VOM = variable operation and Maintenance in year j, R/kWh

RSA_{CPI_j} = Actual South Africa CPI for year j

[NERSA pp. 25, 2011]

INPUT DATA

- ◉ climate.

Table 2 Climate Data

| Location Details | |
|--|-----------|
| City | Cape Town |
| Time zone | GMT+2 |
| Elevation | 47m |
| Latitude | -33.98 |
| Longitude | 18.6 deg |
| Annual Weather Data Information | |
| Direct Normal Irradiance (DNI) kWh/m2 | 1923.9 |
| GlobalHorizontalIrradiance kWh/m2 | 1900.7 |
| Dry-bulb temperature deg C | 16.5 |
| Wind speed (m/s) | 5.1 |

OTHER INPUTS

Table 4: Summary of the Inputs

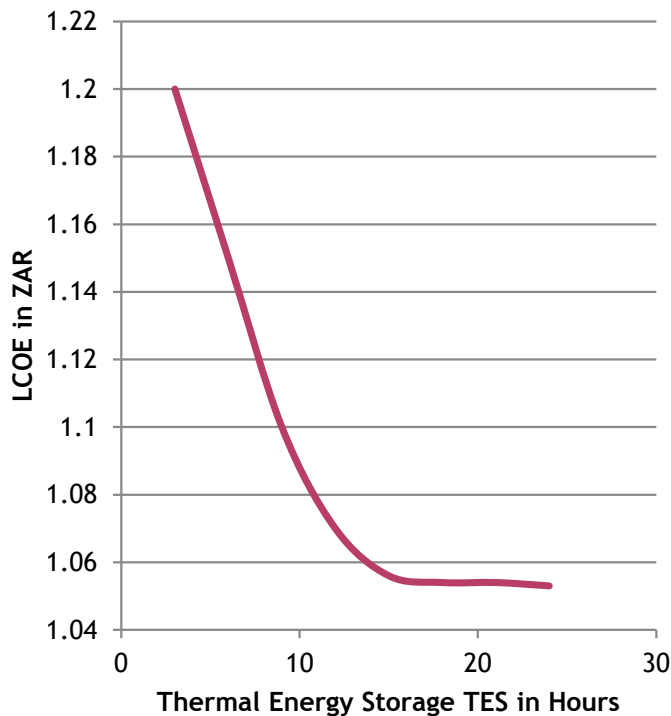
| Inputs | values |
|--------------------------------------|----------------------|
| Climate | Cape Town |
| Nameplate Capacity | 100MW |
| Inflation Rate | 5% |
| Real discount rate | 8% |
| Loan Term | 20 |
| Debt Fraction | 70% |
| Solar Multiple | 3.2 |
| Thermal Storage (TES) | 15hrs |
| First year PPA Price | R1.40 |
| PPA Escalation Rate | 1.006% |
| Heat Transfer fluid | Synthetic oil |
| Condenser type | evaporation |
| Tax Rate | 28% |
| Loan Rate | 6% |
| Operation and maintenance | R0.16/kWh |

RESULTS

Table 5: Results

| Metric | Cost |
|--|-------------------------------|
| Total Direct Cost | R7,077,000,000 |
| Total Installed Cost | R8,281,000,000 |
| Total Installed Cost per Capacity | R82,560/kW |
| Net Annual Energy | 451,561,665kWh |
| First year PPA price | R1.39/kWh |
| LCOE Real | R1.05/kWh |
| After Tax Net Present value(NPV) | R197,000,000 |
| Gross to Net conversion Factor | 0.89 |
| Debt Fraction | 70% |
| Capacity Factor | 51.6% |
| Annual Water Usage | 1,217,669m³ |
| Total Land Area | 2711.89 acres |

SENSITIVITY OF THE LCOE TO THE THERMAL ENERGY STORAGE (TES)



Though 6hr storage is suggested by NERSA however the chart in fig 5 shows an optimum storage at 15hr

Fig 5: LCOE/TES

CONCLUSIONS

- ◉ The simulation carried out shows that within the NERSA REFIT tariff scheme CSP is economically viable.
- ◉ The size of plant could be scaled between 10 to 100MW without causing a major changes in the LCOE
- ◉ For the conditions used in the simulation, the optimal thermal energy storage is 15hrs which indicates that CSP could be used as a base load power plant.

THANK YOU